

MANITOWOC 16000 – (440T)



EQUIPMENT SPECIFICATIONS



**WITHOUT
QUESTION**

WWW.IRVINGEQUIPMENT.COM



WITHOUT QUESTION

IRVING EQUIPMENT LIMITED
 1-800-561-CRANE (2726)
WWW.IRVINGEQUIPMENT.COM

INFO

IDENTIFICATION

Asset Number	CR298
Crane Make	Manitowoc
Crane Model	16000
Type	440T Crawler
Serial Number	1600-1098

DIMENSIONS

Overall length crawlers	34'3"
Overall width	29'
Crawler pad width	5'
Mast Height	40'2"
Tailswing radius	27'

TRANSPORT / ASSEMBLY

Transport loads (315' main, S3)	14
Transportation, heaviest load (upperworks)	87,330lbs
Self-erect capable	Yes
5-Sheave 200T Johnson hook block	9,511lbs
1-Sheave 45T hook block	2,600lbs
20T overhaul ball	1,700lbs
Boom section height (No.58 boom)	8'8"
Upper counterweights	(16) X 18,000lb

OPERATOR FEATURES

Crawler driveshafts eliminate hydraulic disconnects
 Hydraulic shaft drivetrain
 FACT boom connections
 Manitowoc EPIC control system
 MAX-ER lift enhancer-ready

AVAILABLE EQUIPMENT

Crane counterweight, (SERIES 3)	332,000lb
Carbody ballast weight	120,000lb
Available jib	23' ext. point
Main boom max. length	315'
Rooster Sheave	8'

HOISTING PERFORMANCE

Winches	Main & Auxiliary
Main line max. pull	35,800lb
Main line speed, layer 5	460'/min.
Whip line max. pull	30,000lb
Whip line speed, layer 5	370'/min.
Wire Rope	28mm
Slewing speed	2.2rpm

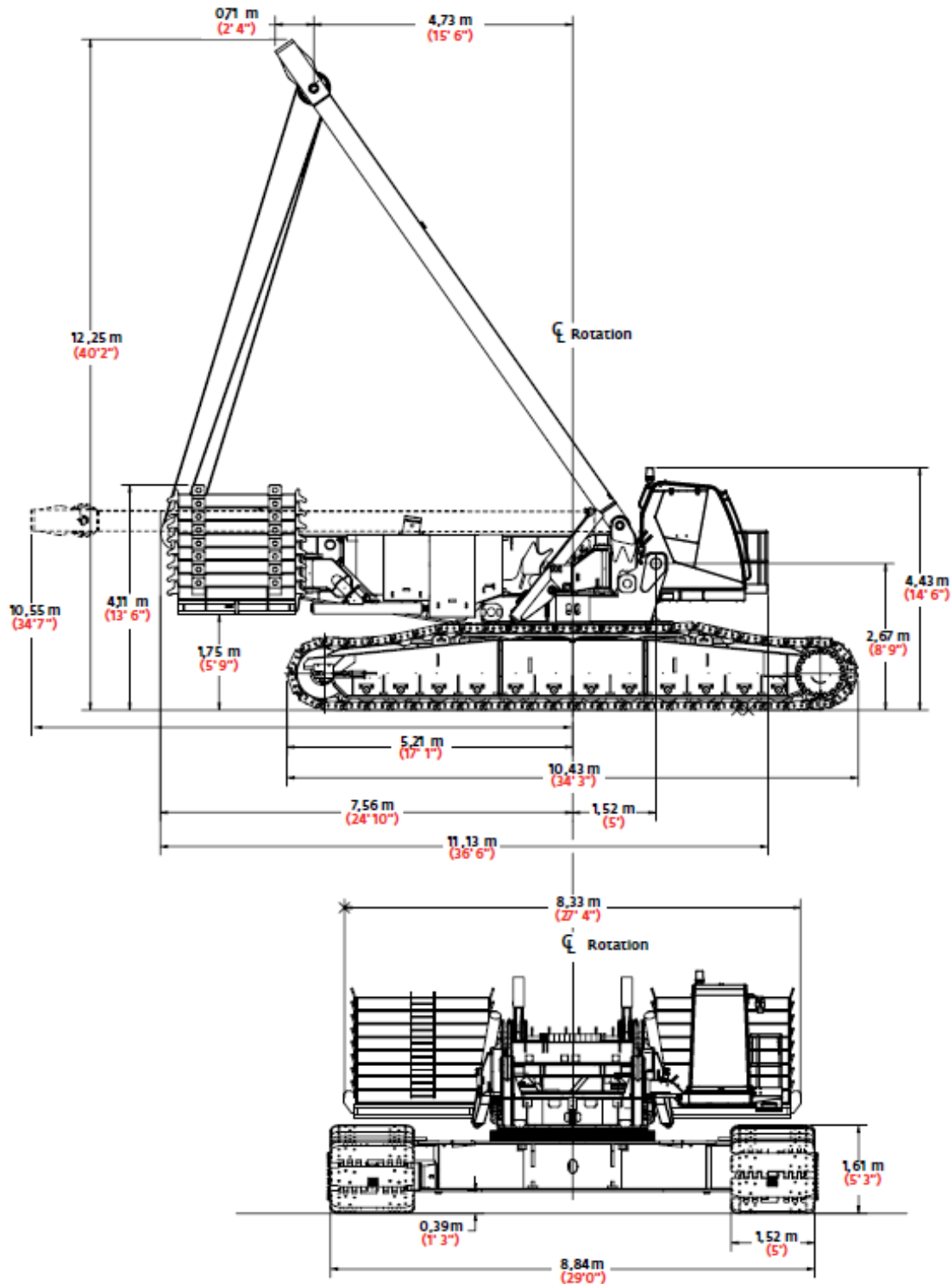




WITHOUT QUESTION

IRVING EQUIPMENT LIMITED
1-800-561-CRANE (2726)
WWW.IRVINGEQUIPMENT.COM

DIMENSIONS

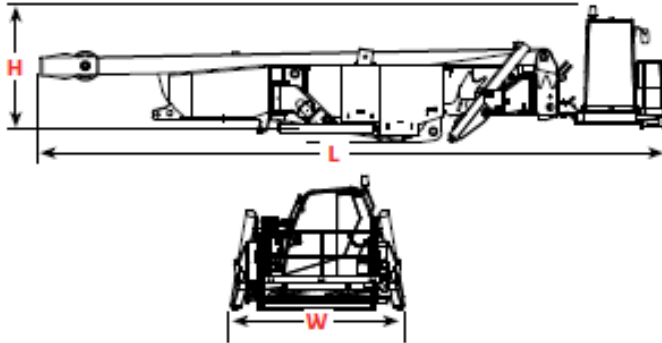




**WITHOUT
QUESTION**

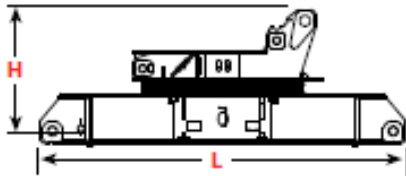
IRVING EQUIPMENT LIMITED
1-800-561-CRANE (2726)
WWW.IRVINGEQUIPMENT.COM

DIMENSIONS



Rotating bed assembly

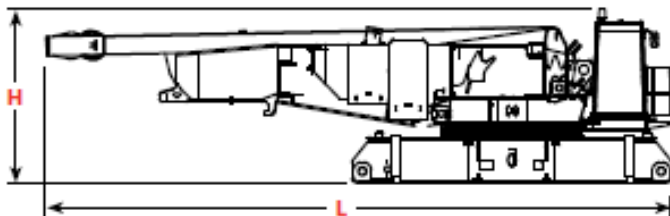
Length	13,25 m	43' 6"
Width	3,20 m	10' 6"
Height	2,87 m	9' 5"
Weight	39 612 kg	87,330 lb



Carbody assembly

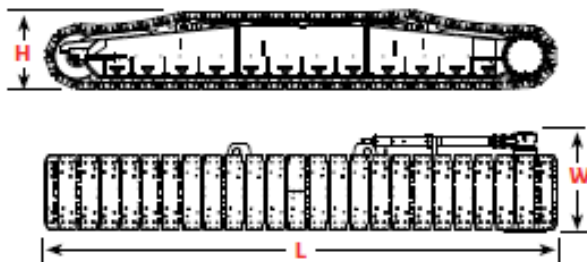
Length	6,78 m	22' 3"
Width	3,00 m	9' 10"
Height	2,52 m	8' 3"
Weight	28 161 kg	62,085 lb

Note: Weight includes rotating bed adapter frame with bearing turntable, four swing drives, and carbody.



Rotating bed and carbody assembly (decked version)

Length	6,78 m	22' 3"
Width	3,00 m	9' 10"
Height	3,20 m	10' 6"
Weight	64 982 kg	143,260 lb



Crawlers

Length	10,43 m	34' 3"
Width	2,03 m	6' 8"
Height	1,61 m	5' 3"
Weight	32 665 kg	72,015 lb



WITHOUT QUESTION

IRVING EQUIPMENT LIMITED
 1-800-561-CRANE (2726)
WWW.IRVINGEQUIPMENT.COM

LOAD OUT SUMMARY

Model 16000 trailer load out summary

Weight each item	No. 58 Boom 108 m (354 ft) with No. 58 extended upper boom point 7 m (23 ft)																			
	Quantity on trailer load #																			
Item	kg (lb)	1	2	3	4	5	6	7	8	9	10	11	12	13	14	15	16	17	18	19
Upperworks module	39 612 (87,330)	1																		
Carbody and adapter	28 161 (62,085)		1																	
Crawler assembly	32 665 (72,015)			1	1															
Counterweight tray	19 958 (44,000)																	1		
Upper counterweight (Box)	8 164 (18,000)					1		1	1	2	1	2	1	1	2	2	2			
Carbody center counterweight	13 607 (30,000)																		1	1
Carbody side counterweight	6 803 (15,000)							1	1										1	1
8,0 m (262 ft) No. 58 boom butt, drum 1 w/ wire rope	21 609 (47,640)						1													
5,0 m (16 ft 5 in) No. 58 boom top and straps	9 169 (20,215)					1														
5,0 m (16 ft 5 in) No. 58 boom trans. Insert and straps	2 204 (4,860)					1														
6,0 m (19 ft 8 in) No. 58 boom Insert and straps	2 562 (5,650)														1					
12,0 m (39 ft 5 in) No. 58 boom with WRG Boom insert and straps	5 595 (12,335)							1												
12,0 m (39 ft 5 in) No. 58 boom Insert and straps	4 236 (9,340)								1	1	1	1	1	1						
No. 59 Upper boom point	460 (1,014)														1					
No. 58 Extended upper boom point 7 m (23 ft)	3 674 (8,100)															1				
180 t (200 USt) 5 sheave load block	4 309 (9,500)										1									
100 t (110 USt) 3 sheave load block	3 402 (7,500)													1						
Reel cable - 701 m (2,300 ft)	3 629 (8,000)												1							
Miscellaneous	907 (2,000)																1			
		39 612 (87,330)	28 161 (62,085)	32 665 (72,015)	32 665 (72,015)	19 958 (44,000)	21 609 (47,640)	20 562 (45,335)	19 203 (42,340)	20 564 (45,340)	16 705 (36,840)	20 564 (45,340)	16 029 (35,340)	15 802 (34,840)	19 350 (42,664)	20 002 (44,100)	18 414 (40,600)	19 958 (44,000)	20 410 (45,000)	20 410 (45,000)
		1	2	3	4	5	6	7	8	9	10	11	12	13	14	15	16	17	18	19

* Note: Does not include blocking, strapping etc.



WITHOUT QUESTION

IRVING EQUIPMENT LIMITED
 1-800-561-CRANE (2726)
WWW.IRVINGEQUIPMENT.COM

WINCH PERFORMANCE

Performance for main hoist (drum #1)
 28 mm wire rope - 11 layers maximum working - drum barrel groove root diameter 641.35 mm (25.5 in)
 Single line speed in m (ft) per minute

Layer	1	2	3	4	5	6	7	8	9	10	11
Single line pull	335 mm	363 mm	391 mm	419 mm	447 mm	475 mm	503 mm	531 mm	559 mm	587 mm	615 mm
Radius	(13.2")	(14.3")	(15.4")	(16.5")	(17.6")	(18.7")	(19.8")	(20.9")	(22.0")	(23.1")	(24.2")
Single line pull											
kg (lb)											
0 (0)	105 (345)	114 (374)	123 (403)	132 (432)	140 (460)	149 (489)	158 (518)	167 (547)	176 (576)	184 (605)	193 (634)
2 268 (5,000)	105 (345)	114 (374)	123 (403)	132 (432)	140 (460)	149 (489)	158 (518)	167 (547)	176 (576)	184 (605)	193 (634)
4 536 (10,000)	105 (345)	114 (374)	123 (403)	131 (430)	139 (456)	147 (481)	154 (506)	162 (530)	169 (554)	176 (577)	183 (601)
6 804 (15,000)	103 (337)	110 (361)	117 (385)	124 (408)	131 (430)	135 (442)	136 (446)	137 (450)	138 (453)	139 (457)	141 (461)
9 072 (20,000)	98 (322)	101 (332)	102 (336)	104 (340)	105 (344)	106 (348)	107 (352)	108 (355)	109 (359)	111 (363)	112 (367)
11 340 (25,000)	83 (272)	84 (276)	85 (280)	87 (284)	87 (287)	89 (291)	90 (295)	91 (299)	92 (303)	94 (307)	95 (311)
13 608 (30,000)	71 (234)	73 (238)	74 (242)	75 (246)	76 (250)	77 (254)	78 (257)	80 (261)	81 (265)	82 (269)	83 (273)
16 239 (35,800)	62 (204)	63 (208)	65 (212)	66 (215)	67 (219)	68 (223)	69 (227)	70 (231)	72 (235)	73 (239)	74 (242)

Performance for standard whip (drum #2)
 28 mm wire rope - 7 layers maximum working
 Drum barrel groove root diameter 641.35 mm (25.5 in)
 Single line speed in m (ft) per minute

Layer	1	2	3	4	5	6	7
Single line pull	335 mm	363 mm	391 mm	419 mm	447 mm	475 mm	503 mm
Radius	(13.2")	(14.3")	(15.4")	(16.5")	(17.6")	(18.7")	(19.8")
Single line pull							
kg (lb)							
0 (0)	85 (278)	92 (301)	99 (324)	106 (347)	113 (370)	120 (394)	127 (417)
2 268 (5,000)	80 (262)	86 (283)	92 (303)	98 (323)	105 (343)	111 (363)	116 (382)
4 536 (10,000)	75 (247)	81 (265)	86 (282)	91 (299)	96 (316)	101 (330)	101 (333)
6 804 (15,000)	68 (222)	69 (225)	69 (228)	70 (230)	71 (233)	72 (236)	73 (239)
9 072 (20,000)	53 (175)	54 (178)	55 (181)	56 (183)	57 (186)	58 (189)	59 (192)
11 340 (25,000)	45 (147)	45 (149)	46 (152)	47 (155)	48 (158)	49 (161)	50 (164)
13 608 (30,000)	39 (128)	40 (131)	41 (133)	41 (136)	42 (139)	43 (142)	44 (145)



WITHOUT QUESTION

IRVING EQUIPMENT LIMITED
 1-800-561-CRANE (2726)
WWW.IRVINGEQUIPMENT.COM

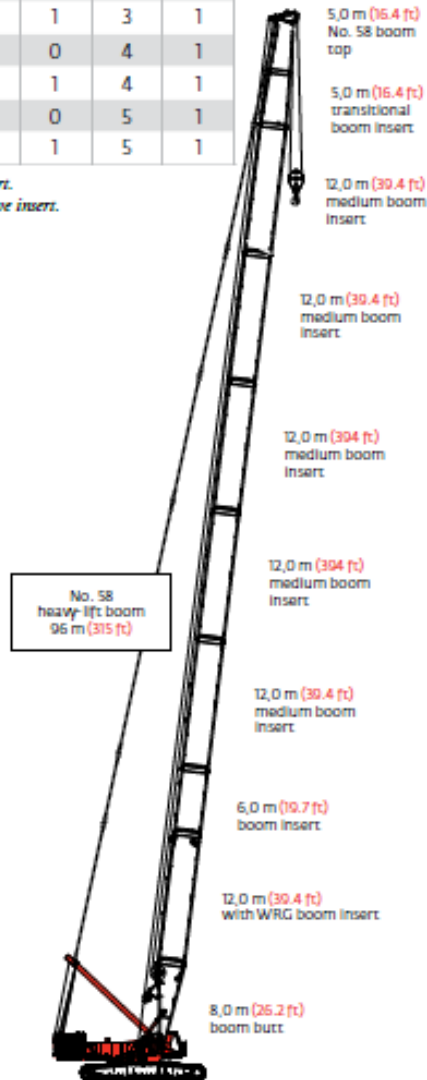
BOOM COMBINATIONS

ANSI B30.5

No. 58 main boom with heavy-lift top combinations

Boom length m (ft)	Boom inserts m (ft)			
	5,0* (16.4)	6,0 (19.7)	12,0 (39.4)	12,0** (39.4)
30 (98.4)	1	0	0	1
36 (118.1)	1	1	0	1
42 (137.8)	1	0	1	1
48 (157.5)	1	1	1	1
54 (177.2)	1	0	2	1
60 (196.9)	1	1	2	1
66 (216.5)	1	0	3	1
72 (236.2)	1	1	3	1
78 (255.9)	1	0	4	1
84 (275.6)	1	1	4	1
90 (295.3)	1	0	5	1
96 (315.0)	1	1	5	1

*transition boom insert.
 **with auxiliary sheave insert.

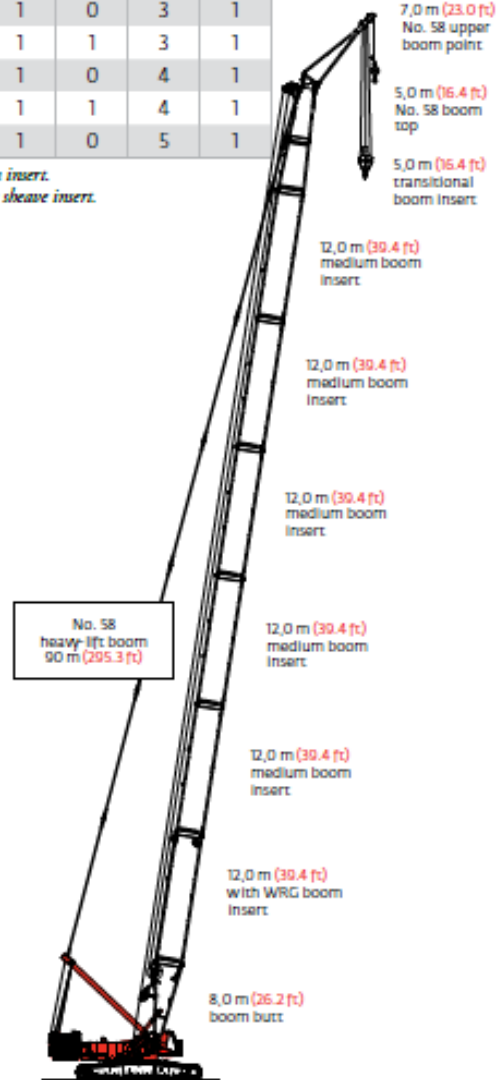


Model 16000
 No. 58 heavy-lift main boom
 96 m (315 ft)

No. 58 main boom with 97.6 t (107.6 USt) extended upper boom point combinations

Boom length m (ft)	Boom inserts m (ft)			
	5,0* (16.4)	6,0 (19.7)	12,0 (39.4)	12,0** (39.4)
30 (98.4)	1	0	0	1
36 (118.1)	1	1	0	1
42 (137.8)	1	0	1	1
48 (157.5)	1	1	1	1
54 (177.2)	1	0	2	1
60 (196.9)	1	1	2	1
66 (216.5)	1	0	3	1
72 (236.2)	1	1	3	1
78 (255.9)	1	0	4	1
84 (275.6)	1	1	4	1
90 (295.3)	1	0	5	1

*transition boom insert.
 **with auxiliary sheave insert.



Model 16000
 No. 58 heavy-lift main boom with
 extended upper boom 90 m (295.3 ft)

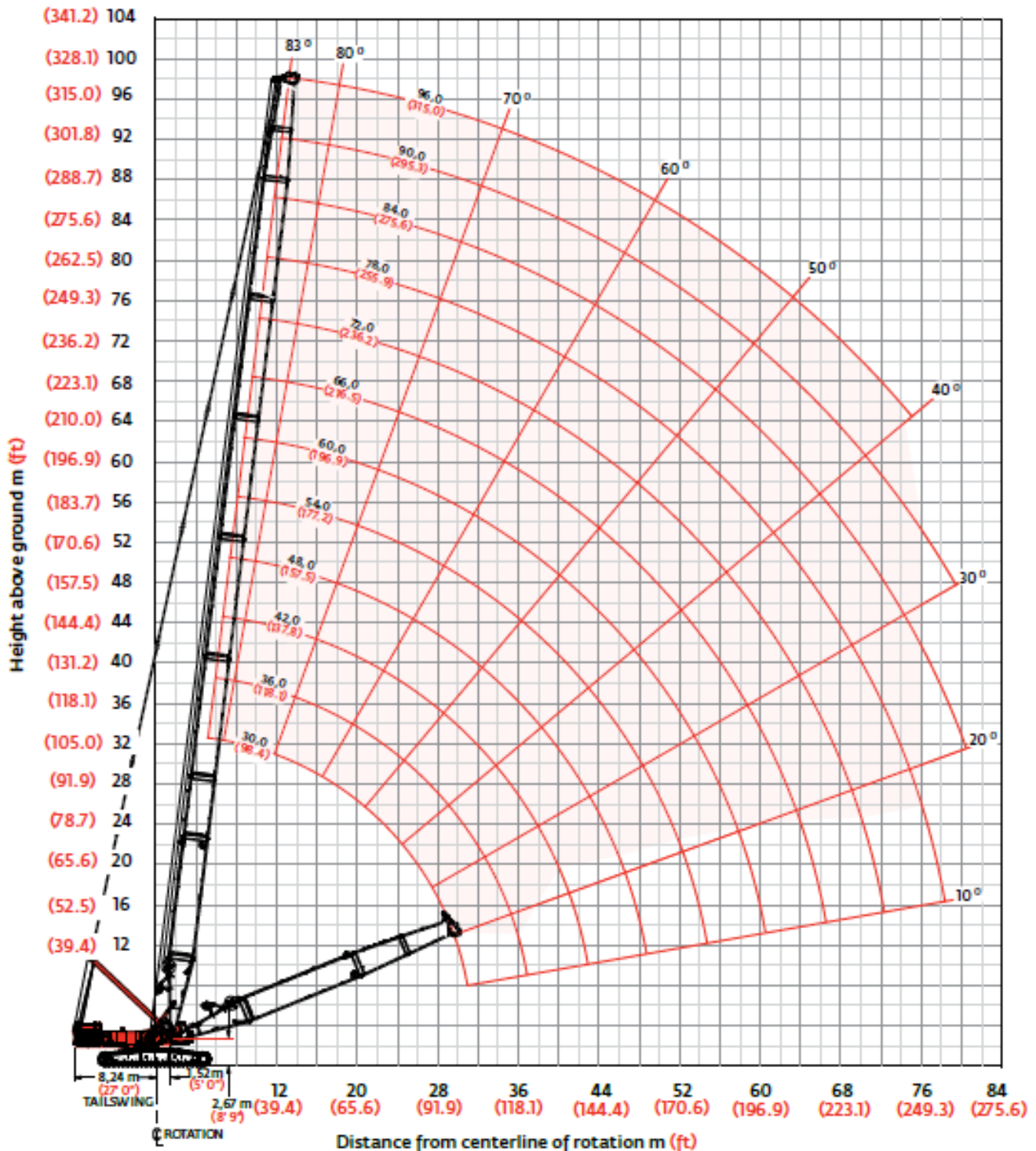


**WITHOUT
QUESTION**

IRVING EQUIPMENT LIMITED
 1-800-561-CRANE (2726)
WWW.IRVINGEQUIPMENT.COM

HEAVY-LIFT RANGE DIAGRAM

Liftcrane boom capacities - Model 16000 Series 3
 No. 58 heavy-lift main boom





WITHOUT QUESTION

IRVING EQUIPMENT LIMITED
 1-800-561-CRANE (2726)
WWW.IRVINGEQUIPMENT.COM

HEAVY-LIFT CAPACITIES

Liftcrane boom capacities - Model 16000 Series 3 No. 58 heavy-lift main boom

Boom m (ft) Radius	150 590 kg (332,000 lb) Counterweight 54 430 kg (120,000 lb) Carbody counterweight											
	360° Rating kg (lb) x 1 000											
	30,0 (98.4)	36,0 (118.1)	42,0 (137.8)	48,0 (157.5)	54,0 (177.2)	60,0 (196.9)	66,0 (216.5)	72,0 (236.2)	78,0 (255.9)	84,0 (275.6)	90,0 (295.3)	96,0 (315.0)
6,4 (21)	400,0 (881.9)											
8,0 (26)	323,8 (720.5)	323,3 (719.3)	283,4 (625.7)									
10,0 (32)	256,4 (581.7)	256,1 (581.0)	256,6 (580.8)	257,2 (579.6)	216,1 (483.0)							
12,0 (40)	194,8 (419.1)	195,1 (419.7)	195,5 (420.5)	195,4 (420.4)	193,2 (420.4)	181,9 (397.4)	159,6 (348.9)	147,0 (321.3)	— (302.9)			
14,0 (45)	153,7 (349.9)	153,9 (350.3)	154,2 (351.0)	154,1 (350.7)	154,0 (350.6)	154,5 (350.0)	145,6 (325.9)	134,0 (299.5)	129,7 (288.7)	113,7 (252.0)	95,5 (211.6)	
18,0 (60)	106,3 (229.3)	106,4 (229.5)	106,6 (229.9)	106,3 (229.3)	106,2 (229.0)	105,8 (228.1)	105,5 (227.5)	105,7 (226.4)	105,4 (225.6)	103,4 (224.5)	89,4 (196.3)	77,2 (169.5)
22,0 (70)	79,6 (183.6)	79,7 (183.8)	79,9 (184.2)	79,5 (183.4)	79,4 (183.1)	78,9 (182.0)	78,5 (181.3)	78,0 (180.2)	77,6 (179.2)	77,0 (178.0)	76,8 (176.9)	72,5 (161.6)
26,0 (85)	62,4 (138.5)	62,5 (138.7)	62,7 (139.1)	62,4 (138.3)	62,1 (137.8)	61,6 (136.7)	61,3 (135.9)	60,7 (134.6)	60,2 (133.5)	59,6 (132.2)	59,0 (131.0)	58,4 (129.6)
30,0 (100)	50,3 (108.2)	50,5 (108.9)	50,7 (109.3)	50,3 (108.5)	50,1 (108.0)	49,6 (106.8)	49,2 (106.0)	48,6 (104.6)	48,1 (103.5)	47,5 (102.1)	46,9 (100.9)	46,2 (99.4)
34,0 (110)		41,6 (93.9)	41,9 (94.5)	41,5 (93.7)	41,3 (93.2)	40,8 (92.0)	40,3 (91.1)	39,8 (89.8)	39,2 (88.6)	38,5 (87.1)	38,0 (85.9)	37,3 (84.4)
38,0 (120)		— (81.5)	35,0 (82.3)	34,7 (81.6)	34,5 (81.1)	33,9 (79.9)	33,6 (79.0)	32,9 (77.6)	32,4 (76.4)	31,7 (74.9)	31,1 (73.7)	30,4 (72.1)
40,0 (130)			32,1 (72.1)	31,9 (71.5)	31,7 (71.1)	31,1 (69.8)	30,7 (69.0)	30,1 (67.5)	29,5 (66.3)	28,8 (64.8)	28,3 (63.6)	27,6 (62.0)
44,0 (140)				27,0 (62.9)	26,8 (62.5)	26,2 (61.3)	25,9 (60.5)	25,2 (59.0)	24,7 (57.8)	24,0 (56.3)	23,4 (55.0)	22,7 (53.4)
48,0 (155)				— (52.1)	22,8 (52.0)	22,3 (50.8)	21,9 (49.9)	21,2 (48.5)	20,7 (47.2)	20,0 (45.7)	19,4 (44.5)	18,7 (42.8)
52,0 (170)					19,4 (43.2)	18,9 (42.2)	18,5 (41.3)	17,9 (39.9)	17,4 (38.7)	16,6 (37.1)	16,1 (35.9)	15,3 (34.2)
56,0 (180)						16,1 (37.2)	15,7 (36.5)	15,1 (35.0)	14,5 (33.8)	13,8 (32.2)	13,3 (31.0)	12,5 (29.3)
60,0 (195)						— (30.7)	13,3 (30.1)	12,6 (28.7)	12,1 (27.5)	11,4 (25.9)	10,8 (24.7)	10,1 (23.0)
64,0 (210)							11,1 (24.6)	10,5 (23.3)	10,0 (22.1)	9,3 (20.5)	8,7 (19.3)	7,9 (17.6)
68,0 (220)								8,6 (20.0)	8,1 (18.9)	7,4 (17.3)	6,8 (16.1)	6,1 (14.5)
70,0 (230)								7,7 (17.1)	7,2 (16.0)	6,5 (14.4)	6,0 (13.2)	5,3 (11.6)
76,0 (255)									4,9 (8.1)	4,2 (7.0)	3,7 (7.0)	

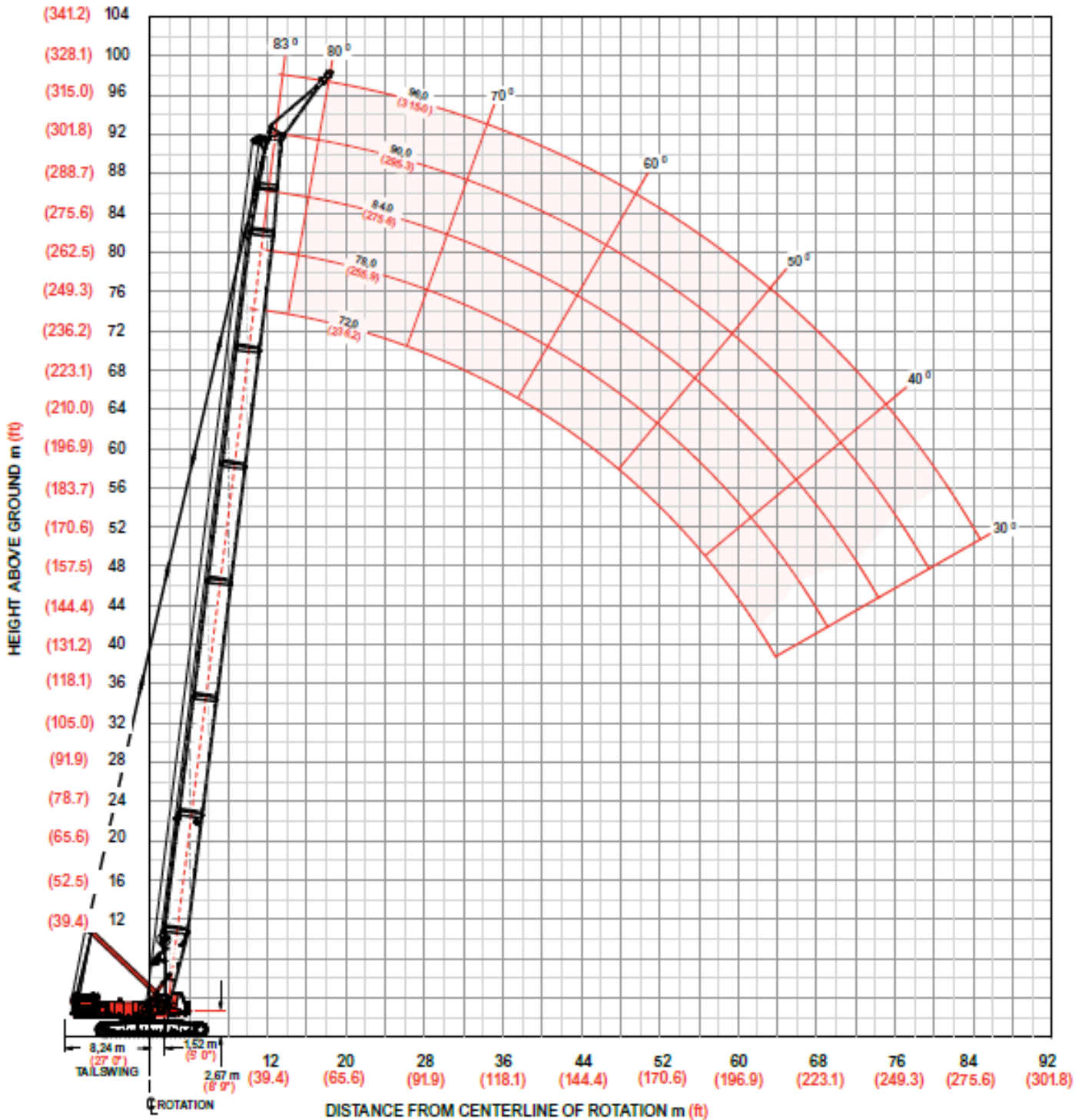


**WITHOUT
QUESTION**

IRVING EQUIPMENT LIMITED
 1-800-561-CRANE (2726)
 WWW.IRVINGEQUIPMENT.COM

UPPER EXTENDED BOOM POINT - RANGE DIAGRAM

Liftcrane boom capacities - Model 16000 Series 3
 No. 58 heavy-lift main boom with extended upper boom point 7 m (23 ft)





WITHOUT QUESTION


IRVING EQUIPMENT LIMITED
 1-800-561-CRANE (2726)
WWW.IRVINGEQUIPMENT.COM

UPPER EXTENDED BOOM POINT – LIFTING CAPACITIES

ANSI B30.5

Liftcrane boom capacities - Model 16000
No. 58 heavy-lift main boom with 7.0 m (23 ft)
extended upper boom point

Boom m (ft) Radius	150 590 kg (332,000 lb) Counterweight 54 430 kg (120,000 lb) Carbody counterweight 360° Rating kg (lb) x1000				
	66,0 (216.5)	72,0 (236.2)	78,0 (255.9)	84,0 (275.6)	90,0 (295.3)
15,2 (50)	97,6 (215.2)				
16,8 (55)	97,6 (215.2)	97,6 (215.2)	91,3 (201.5)	87,8 (193.7)	
18,0 (60)	97,6 (215.2)	97,6 (215.2)	89,6 (196.8)	86,5 (190.1)	
20,0 (65)	95,5 (212.3)	95,1 (211.5)	87,1 (192.6)	84,4 (186.6)	74,6 (165.0)
22,0 (75)	82,7 (172.6)	82,3 (171.7)	82,7 (170.8)	81,1 (169.8)	72,5 (158.2)
24,0 (80)	72,9 (157.2)	72,4 (156.1)	72,0 (155.2)	71,8 (154.2)	70,1 (153.2)
26,0 (90)	64,8 (132.2)	64,4 (131.1)	63,9 (130.1)	63,4 (128.9)	63,0 (127.9)
28,0 (95)	58,1 (122.0)	57,6 (120.8)	57,1 (119.8)	56,6 (118.6)	56,1 (117.5)
30,0 (100)	52,4 (112.9)	51,9 (111.7)	51,4 (110.7)	50,8 (109.4)	50,3 (108.3)
32,0 (105)	45,5 (104.9)	47,0 (103.6)	46,5 (102.5)	45,9 (101.3)	45,4 (100.2)
34,0 (115)	43,3 (91.0)	42,7 (89.7)	42,2 (88.6)	41,6 (87.3)	41,1 (86.2)
38,0 (125)	36,2 (79.6)	35,6 (78.3)	35,1 (77.2)	34,5 (75.8)	33,9 (74.6)
40,0 (135)	33,3 (70.1)	32,7 (68.7)	32,2 (67.6)	31,5 (66.2)	31,0 (65.0)
44,0 (145)	28,3 (62.0)	27,7 (60.6)	27,1 (59.4)	26,5 (58.0)	25,9 (56.8)
48,0 (160)	24,2 (51.8)	23,5 (50.4)	23,0 (49.2)	22,3 (47.7)	21,8 (46.5)
52,0 (175)	20,7 (43.5)	20,1 (42.1)	19,5 (40.8)	18,9 (39.4)	18,3 (38.2)
56,0 (185)	17,8 (38.7)	17,1 (37.3)	16,6 (36.1)	15,9 (34.6)	15,4 (33.4)
60,0 (200)	15,2 (32.4)	14,6 (31.1)	14,0 (29.8)	13,4 (28.4)	12,8 (27.1)
64,0 (210)		12,4 (27.4)	11,8 (26.2)	11,2 (24.7)	10,6 (23.5)
68,0 (225)			9,9 (21.3)	9,2 (19.8)	8,7 (18.7)
72,0 (240)			8,1 (17.1)	7,5 (15.6)	7,0 (14.4)
76,0 (250)				5,9 (13.0)	5,4 (11.9)
82,0 (270)					3,4 (7.4)





**WITHOUT
QUESTION**

IRVING EQUIPMENT LIMITED
1-800-561-CRANE (2726)
WWW.IRVINGEQUIPMENT.COM



- ✓ **FULL-SERVICE PROVIDER FOR CRANE RENTAL, RIGGING, AND LIFT PLANNING.**
- ✓ **DAILY, WEEKLY, MONTHLY RATES AVAILABLE**
- ✓ **DRY-LEASE AND LONG-TERM RENTALS**
- ✓ **OUR PURPOSE IS TO LEAVE 'NO ROOM FOR DOUBT'!**